

# Using SPIN/SMARTS/GENIUS for research and funding opportunities\*

## **SPIN - Sponsored Programs Information Network**

### Introduction

**SPIN** is an online database with detailed current information on thousands of national and international funding opportunities, including;

- Fellowships
- Travel
- Research
- Curriculum Development
- Collaborative Projects
- Sabbatical Support; and
- Publication Support

**SPIN** currently contains information from more than 1,200 different sponsoring agencies, which together fund over 10,000 separate funding opportunities. All of the information on **SPIN** is obtained directly from the sponsoring agencies to ensure the integrity of the information. Each funding opportunity is updated on **SPIN** as the sponsoring agency comes out with updated or revised information, which is typically on an annual basis.

The international information that appears on **SPIN Australia** has been screened to include only programs for which Australian researchers are eligible to apply. The information on Australian programs consists of:

- details provided by granting bodies;
- for state-specific programs, details provided by Research Offices in each state; and
- information from the newspapers, followed up by details from the granting body/contractor.

The funding opportunity profiles on **SPIN** are extremely comprehensive, providing such information as:

- Sponsor name
- Contact person
- Complete address/telephone
- Deadline dates
- Program title
- A brief Synopsis outlining the opportunity

**PLUS** - a detailed description of the sponsor's objectives/what is funded and the program's

- restrictions, i.e., eligibility requirements, award amounts and duration, allowable costs, indirect cost; and
- policies, and application information.

\* The content of this document is an extract of the InfoEd International, Inc. SPIN online help. Some changes have been made to tailor the content to the University of Queensland users.

## Getting Started

You can access the *SPIN* database via the **R&ID website**:

<http://www.uq.edu.au/research/rid/grants-apply-online-spin>

or via the **UQ Library catalogue**:

<http://www.library.uq.edu.au/database/>

*The University of Queensland subscription to SPIN is restricted to University staff and students only. For this reason, it is advisable that you access SPIN by either of the access points listed above. No authentication should be required if you are coming from the UQ network – either on campus or using UQ as your ISP.*

If you are using a non UQ ISP you will have to authenticate using your UQ login details or UQ Library PIN. If you do not have a Library PIN or need help with it, assistance can be found at:

<http://www.library.uq.edu.au/iad/pins.html>

The *SPIN* search engine is very flexible. It enables users to conduct searches on text as well as indexed fields. It provides for straight keyword searches as well as more complex ones involving many keywords and conditions. Results may be viewed in several pre-defined formats, including; Full program, Summary, and Deadline Date.

The next section will take you through building a search.

\* The content of this document is an extract of the InfoEd International, Inc. *SPIN* online help. Some changes have been made to tailor the content to the University of Queensland users.

## Searching SPIN

There are two search modes in *SPIN*, quick and advanced. The ‘quick search’ feature is the default one.



The screenshot shows the SPIN search interface. At the top, there is a banner with the text 'infoEd International' on the left and 'United States Patent Application' in the center. Below the banner are navigation tabs: 'Find Funding', 'Locate Experts', 'Funding Alerts', 'My Portal', 'Home', and 'Help'. Below the tabs is a search box with a 'Search' button and a link to 'Advanced Search'. Below the search box are four sections: 'Database' (Australia), 'Search' (Full Program, Titles Only), 'Results' (50, All), and 'Match' (All Words, Any Words, Exact Phrase).

### Quick Search

1. Type in your search word(s) in the free text box.
2. You can then choose to:
  - search within the **Full Program** details or within **Titles Only**;
  - limit your search results to display 50 at a time; and/or
  - set your matching criteria:
    - **All Words** – a more restricted search. For example, searching for “cancer research” will bring back any programs that contain both “cancer” and “research”.
    - **Any Words**- this is a broader search, “pharmaceutical drugs” will return any programs that contain the words “pharmaceutical” or “drugs”.
    - **Exact Phrase** - this search will find programs that contain the exact phrase you entered.
3. Click the “Search” command button to run the quick search.

**TIP:** If you don’t find what you are looking for right away, try to search by an abbreviation.

*\* The content of this document is an extract of the InfoEd International, Inc. SPIN online help. Some changes have been made to tailor the content to the University of Queensland users.*

## Advanced Search

To access additional search criteria and build a more complex search, click on the “**Advanced Search**” option. This takes you to a screen where you can set criteria within a number of different sub-sections. The first section, **My Funding Opportunity Interests**, is already expanded.

Each of the other sub-sections can be expanded by clicking on the ‘(show)’ option next to the section header. By default, search options are combined using ‘**And**’ logic, but this can be changed in each case using the ‘**Or**’ or ‘**Not**’ radio buttons. We will detail the different search options available in each section.

### My Funding Opportunity Interests

**Keywords:** These are used to describe academic disciplines and areas of interest. Clicking on the **Keywords (list 1)** option will bring up an A-Z list to choose from, as well as broader subject areas with pre-defined sub-sets of keywords (below).

Database Type: Australia

And Or Not:  And

[Keywords \(list 1\)](#)  
- AND -  
[Keywords \(list 2\)](#)  
[Award Types](#)  
[Citizenship](#)  
[Geographic Restrictions](#)  
[Locations Tenable](#)  
[Target Groups](#)

ALL 0-9 A B C D E F G H I J K L M N O P Q R S T U V W X Y ^

**Keywords**

- Aboriginal Health
- Aboriginal Studies
- Abortion (Induced)
- Abortion Counseling
- Absorption
- Academic Achievement
- Accidents
- Accounting

All

- Agricultural
- Education
- Energy
- Engineering
- Geographical

You may select multiple keywords from as many subject areas as you need by holding down the Ctrl key. Once you have finished highlighting your keywords clicking the “Select” button will save them into the Advanced Search screen.

And Or Not:  And

[Keywords \(list 1\)](#)  
· Waste Water Treatment  
· Water Quality  
· Water Resources Engineering  
· Water Treatment  
- AND -  
[Keywords \(list 2\)](#)  
[Award Types](#)

\* The content of this document is an extract of the InfoEd International, Inc. SPIN online help. Some changes have been made to tailor the content to the University of Queensland users.

You have the option of selecting two separate lists of keywords. The two different lists are linked by “and” logic, while all keywords within a single list are linked by “or” logic.

**Award Types:** Select the values that most accurately describe the type of funding desired. For example: research project, fellowship support, seed money, etc. To obtain maximum results, select all values for which you would accept funding.

**Citizenship:** Select the value(s) that describe the applicant’s citizenship. For maximum results, always include **Any/ No Restrictions** as one of your value selections.

**Geographic Restrictions:** Describe award restrictions due to locale. To retrieve all schemes that have no restrictions on eligibility criteria, and those schemes that are available to Queensland researchers only you should select **Queensland** and **No Restrictions**.

**Locations Tenable:** Describes where the award must be undertaken. Select the value(s) that describe the location where you wish to carry out your project. For maximum results, include **Any/No Restrictions** as one of your value selections.

**Target Groups:** Select the target group of interest, eg. Children/Youth, Veterans etc.

## Funding Opportunity Text Search

[\(hide\)](#) Funding Opportunity Text Search

---

<b>And</b> <b>Or</b> <b>Not</b>	<input type="radio"/> <input type="radio"/> <input type="radio"/>	<input type="radio"/> <b>Title Contains</b>	<input type="text"/>
	<input type="radio"/> <input type="radio"/> <input type="radio"/>	<input type="radio"/> <b>Objectives Contain</b>	<input type="text"/>
	<input type="radio"/> <input type="radio"/> <input type="radio"/>	<input type="radio"/> <b>Synopsis Contains</b>	<input type="text"/>

[\(show\)](#) Funding Opportunity Sponsor Search

---

**Title Contains:** This field allows you to enter a word or phrase to search for a particular funding opportunity by Title. If you don’t find what you are looking for right away, try to search by an abbreviation. Numbers may be used. This free text search field allows you to use the Boolean operators AND, OR, and NOT.

You can also search within the **Objectives** and the **Synopsis** of the program.

*\* The content of this document is an extract of the InfoEd International, Inc. SPIN online help. Some changes have been made to tailor the content to the University of Queensland users.*

## Funding Opportunity Sponsor Search

[\(hide\)](#) Funding Opportunity Sponsor Search

---

And Or Not  
   [Sponsor](#)

**Contact**

**Address**

**Territory**

**State**

**Postal Code**

**Tel**

**Fax**

**Email**

**Website**

**Sponsors:** Use these fields if you only want to see funding opportunities offered by a particular sponsor(s). Clicking on the **Sponsor** link will allow you to make selections from the list of funding bodies that are in SPIN. Hold down the Ctrl key to make multiple selections and click on the **Select** button to add the Sponsor to your search.

The other fields allow you to search within the contact details for a sponsor.

## Additional Funding Opportunity Information

[\(hide\)](#) Additional Funding Opportunity Information

---

Established Date Last Updated Follow-up Date Program Numbers [Deadlines](#)

Equal To  Equal To  Equal To

Deadline Open

Funding Limit

\$

Primary Sort Secondary Sort Return Results

Program Number  Program Title  25

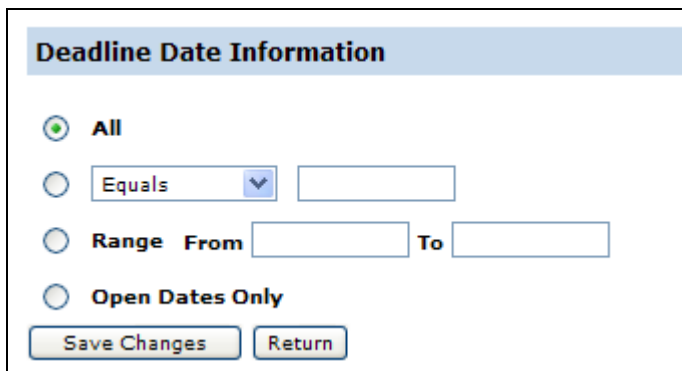
*\* The content of this document is an extract of the InfoEd International, Inc. SPIN online help. Some changes have been made to tailor the content to the University of Queensland users.*

**Established Date:** You can search on the date a program was added to the *SPIN* database, using **Equal to**, **Greater than** or **Less than**.

**Follow-up Date:** Allows you to search on the date a program is due to be revised.

**Program Numbers:** This is a unique 5-digit identifier automatically assigned to each SPIN funding opportunity. Use this feature if you have a program number and wish to locate the full program details. Multiple program numbers can be entered, separated by a comma.

**Deadlines:** Use this field to obtain search results narrowed by deadline date, or with continuous (open) application. Clicking on **Deadlines** from the search screen will open a window/table where you can select your condition:



The screenshot shows a web form titled "Deadline Date Information". It contains four radio button options: "All" (which is selected), "Equals" (with a dropdown menu and an empty text box), "Range" (with "From" and "To" text boxes), and "Open Dates Only". At the bottom of the form are two buttons: "Save Changes" and "Return".

- **All** – no restrictions on date
- Specify an exact date using **Equals** or change to **Greater Than** or **Less Than**
- Define a **date range** - the **From** and **To** dates will be inclusive
- By choosing **Open Dates Only**, your search results will only contain funding opportunities with continuous application.

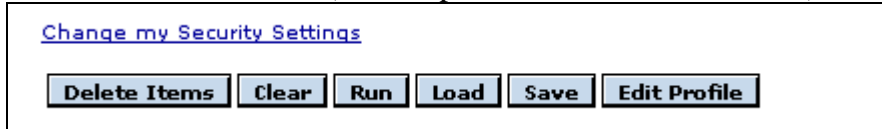
**Deadline Open:** Select **Yes** to include programs that have an open deadline.

**Funding Limit:** This field allows you to search for funding amounts **Greater Than** or **Less Than** a figure you specify.

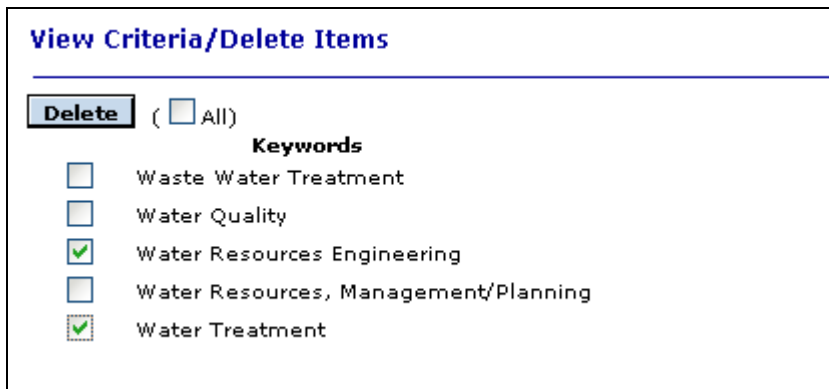
*\* The content of this document is an extract of the InfoEd International, Inc. SPIN online help. Some changes have been made to tailor the content to the University of Queensland users.*

## Changing your Search terms

**Delete Items:** If you need to remove some of your search terms click the **Delete Items** command button (at the top or the bottom of the screen) -



- put a tick next to the terms you want to remove then click on **Delete**.



**Clear:** To remove all of your search criteria and start over, click the **Clear** command button.

## Saving your Search Criteria

**Load and Save:** In Advanced Search mode, you can use the **Save** command button to save your search criteria, enabling you to re-run the search whenever you wish.

If you have already registered a **GENIUS username** and **password** you can select the **Use GENIUS Account** radio button, otherwise as a first time user you would select **Create New Account**, click on **Continue** and provide your details to register (fig. 4)

*\* The content of this document is an extract of the InfoEd International, Inc. SPIN online help. Some changes have been made to tailor the content to the University of Queensland users.*

**Save Search**

Select from the following:

**First Time Users**

**Create New Account**

**Use GENIUS Account** (Enter your username and password)

**Existing Users** (Enter your username and password)

Username

Password

Select one of the following options for added convenience:

Always prompt me for my username and password

Remember my username and password

After you have saved a search, you can re-run it by clicking the **Load** command button. The system will prompt you to log in if you have not previously done so. You will also have the opportunity to delete saved searches using this functionality.

**Load Search**

Choose a search to load/delete

Choose	Name	Description
<input checked="" type="radio"/>	Mining Law	Mining law
<input type="radio"/>	Ed - Aust	Aust Education opportunities

## Running Your Search

Once you are happy with your search criteria click on the **Run** command button to perform the search.

*\* The content of this document is an extract of the InfoEd International, Inc. SPIN online help. Some changes have been made to tailor the content to the University of Queensland users.*

## Viewing Search Results

The search results will be listed on a new page, displaying the **program title**, **sponsor**, **synopsis** and **objectives** of the opportunity.

<a href="#">Find Funding</a>	<a href="#">Locate Experts</a>	<a href="#">Funding Alerts</a>	<a href="#">My Portal</a>	<a href="#">Home</a>	<a href="#">Help</a>
<input type="text"/>	All <input type="button" value="v"/>	<input type="button" value="Search"/> <a href="#">Advanced Search</a>	<input type="radio"/> Search Within Existing Results		
			<input checked="" type="radio"/> New Search		
Results 1-15 of 15					
<a href="#">Distinguished Contribution to Education Award</a> (record #88857)					<input type="checkbox"/>
<b>Sponsor</b>	Australian Psychological Society				
<b>Synopsis</b>	The sponsor provides funding to recognize distinguished contributions to psychology education in Australia.				
<b>Objectives</b>	The sponsor recognises distinguished contributions to psychology education in Australia.				
<a href="#">Education Grants</a> (record #88796)					<input type="checkbox"/>
<b>Sponsor</b>	Australian Acoustical Society				
<b>Synopsis</b>	The sponsor provides funding to encourage research and enhance the study of acoustics in Australia.				
<b>Objectives</b>	The program has been established to encourage research and the study of acoustics in Australia. The grant is open to educational institutions, companies and organisations and individuals for the ...				
<a href="#">Academic Enhancement Grants</a> (record #88792)					<input type="checkbox"/>
<b>Sponsor</b>	Australian and New Zealand College of Anaesthetists				
<b>Synopsis</b>	The sponsor provides funding to establish, enhance or sustain a research program.				
<b>Objectives</b>	The Academic Enhancement Grant is an award to an individual with an academic appointment, or an academic institution, for the support of a program of scientific investigation proposed by one of the ...				

Click on the **title** to view the full program details. An example of a program record is below.

\* The content of this document is an extract of the InfoEd International, Inc. SPIN online help. Some changes have been made to tailor the content to the University of Queensland users.

Education Grants (record # 88796)		E-Mail Program	Back
<b>Dates</b>			
Established	21-Jun-2006		
Last Updated	11-Jun-2010		
Follow-up	03-May-2011		
<b>Sponsor</b>			
Name	Australian Acoustical Society		
Type	Professional/Academic Assoc & Soc.		
Address	PO Box 2173 GOOLWA S.A. 5214 Australia		
Phone	08-8555-5435		
Fax	08-8555-5435		
Email	<a href="mailto:GeneralSecretary@acoustics.asn.au">GeneralSecretary@acoustics.asn.au</a>		
Website	<a href="http://www.acoustics.asn.au">http://www.acoustics.asn.au</a>		
Program URL	<a href="http://www.acoustics.asn.au/joomla/notices.html">http://www.acoustics.asn.au/joomla/notices.html</a>		
<b>Deadlines</b>			
Dates	30-Jun-2010		

## Building Reports from your Search Results

You are able to print out or save a selection of your search results to file by effectively building a **report**. In the search results screen tick the **Include in report** box next to any opportunities you wish to include.

You also have the option of selecting all programs using the **Select All Programs from** option at the bottom of the results page.

Report		Build
<b>Report Options</b>	<b>Destination Options</b>	
<input checked="" type="checkbox"/> Select All Programs from	<input checked="" type="radio"/> Display to Browser/Print	
<input checked="" type="radio"/> This screen <input type="radio"/> Whole search	<input type="radio"/> Save To File	
<input checked="" type="radio"/> Full Program		
<input type="radio"/> Summary Format		
<input type="radio"/> <a href="#">Custom Layout</a>		
<input type="radio"/> Deadline Date Format - All Dates		

You have the option of configuring the formats of your program details:

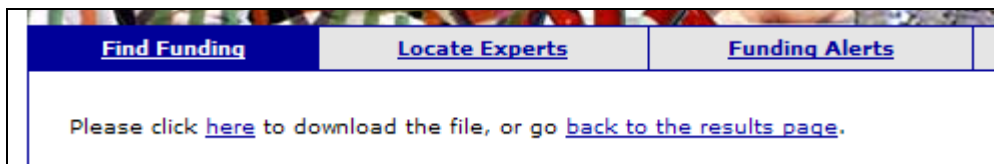
- **Full:** This format captures all of the fields in a *SPIN* program.
- **Summary:** This will give you: program number, sponsor name, program title, contact, email, Web Site, deadline details, and synopsis.

*\* The content of this document is an extract of the InfoEd International, Inc. SPIN online help. Some changes have been made to tailor the content to the University of Queensland users.*

- **Custom:** Allows you to **set your own format** by putting a tick next to the individual fields you want to include - remember to click on **Save**.
- **Deadline(s):** This format gives you the same information as the summary format, but will be **sorted by deadline date**.

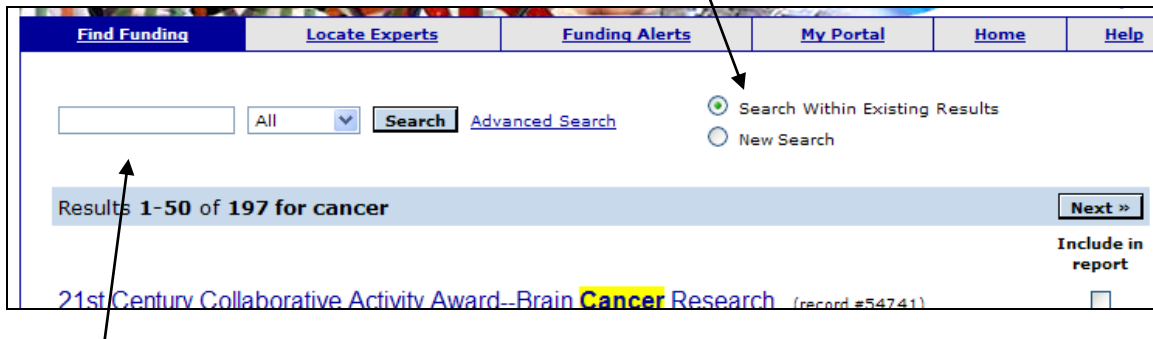
You then need to choose under **Destination Options** whether you want to display your report in a browser window for viewing/printing or save it as a MS Word file. Once this is done, click on the **Build** command button.

If you chose the **Save to File** option you will go to a second screen from which you can download your file.



## Narrowing your search

If you find that your searches are returning too many results you can narrow your search by using the **Search Within Existing Results** radio button.



Just type a new search word into the text box, specify which part of the program record you would like to search within, and click on the **Search** button.

## Further Help

For more detailed advice you should refer to the help function provided by InfoEd. Otherwise contact **Stephen Colhoun** at the Research & Innovation Division on 336 53786 or [imu@research.uq.edu.au](mailto:imu@research.uq.edu.au).

*\* The content of this document is an extract of the InfoEd International, Inc. SPIN online help. Some changes have been made to tailor the content to the University of Queensland users.*